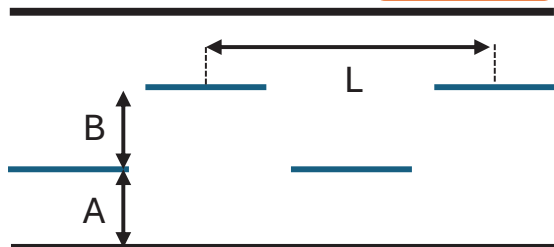


Plans de calepinage

EN QUINCONCE

CLP-Q2

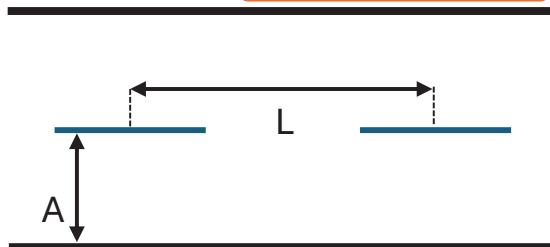
2,20 – 1,10



EN LIGNE

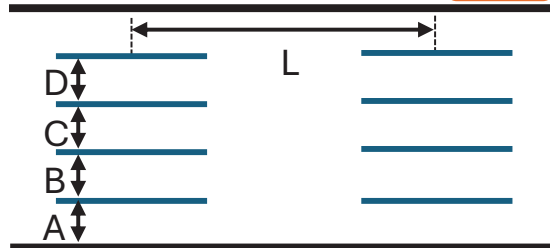
CLP-L1

2,20 – 1,10 – 0,73 – 0,55



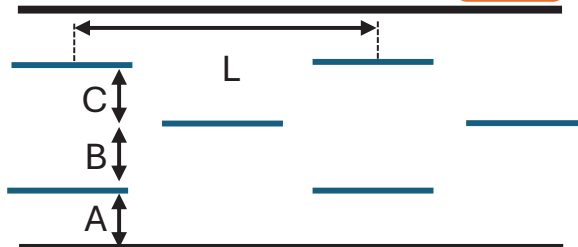
CLP-L4

2,20



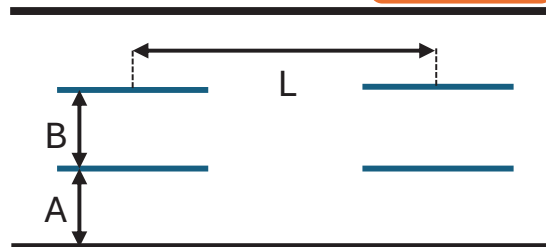
CLP-Q3

2,20



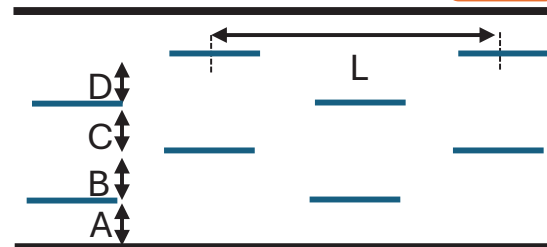
CLP-L2

2,20 – 1,10



CLP-Q4

2,20



CLP-L3

2,20



Choix du Plan : CLP-__

Cote A : (mini 30cm)

Cote B : (mini 30cm)

Cote C : (mini 30cm)

Cote D : (mini 30cm)

Cote L : (mini 75cm)

Longueur de fente : (18-20cm préconisé)

Bon à tirer

Date :

Signature: